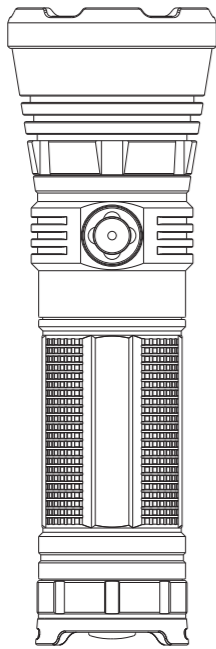


KLARUS®



G20L

Dual-Switch Rechargeable Search Light
V2-2018.11.09

Specifications

• CREE XHP70.2 P2 LED; 50,000 hours life.

Mode	Turbo	High	Medium	Low	Strobe	SOS
ANSI lumens (LM)	3000	650	160	15	3000	160
Runtime(h)	0.75	4.5	19	150	1.5	51
Beam intensity(cd)	22500	4900	1290	121		
Beam distance(m)	300	140	72	22		
Impact resistance(m)	1					
Waterproof	IPX8(2 meters submersible)					

- Battery: Li-ion 26650 Battery x 1 (Use only 26650 Li-ion batteries (included), Do not use 18650 / 16340 / CR123A batteries).
- Working Voltage: 2.5V - 5.0V
- Dimension: (Head) 49.0mm (1.93") x (Body) 34.5mm (1.36") x (Length) 150.0mm(5.91")
- Weight: 168g (5.93oz) (Without battery).
- Material: Aerospace Aluminum Alloy 6061-T6, Mil-Spec HAIII anodizing.
- Lens: Hardened Mineral Glass; AR coated; Scratch resistant.
- Reflector: Orange Peel.
- Body Color: Black.
- Switch: Side Switch + Tail Switch.
- Accessories included: 1 x KLARUS Charging Cable, 1 x KLARUS 26650 Battery, 1 x Spare O-Ring, 1 x Lanyard, 1 x Nylon Holster.

Warning: Use only 26650 Li-ion batteries.
Do not use 18650/16340/CR123A batteries.

Instruction

Independent Dual-Switch Control:
Tail Switch and Side Switch can both control power on/off and mode adjustment.

On/Off:

Single click for power-on, hold switch for 1 second to turn power off.

Switch Mode:

While flashlight is on, single click to switch to the next output in order of Low-Med-High-Turbo modes.

Mode Memory:
Side Switch will return the flashlight to previous used mode when used to power on the light. Strobe/SOS settings are not memorized. Tail Switch has no memory function.

Strobe/SOS:

Double click at any time to enter Strobe mode, double click again to enter SOS mode. Single click at any time to exit.

One-Touch Turbo:

Hold Tail Switch or Side Switch to enter Turbo mode instantly. Release switch to exit.

One-Touch Low:

When in power-off mode, click Tail Switch once to enter Low mode.

Lock-Out:

Hold both Tail and Side Switches for 2 seconds to enter Lock-Out mode. To exit Lock-Out, click any switch 3 times rapidly. The flashlight will blink twice to signal Lock-Out mode entry and exit.

When in Lock-Out, pressing any switch will flash the Side Indicator Light 3 times to signal Lock-Out.

Intelligent Temperature Protection System (ITS)

The flashlight will automatically adjust the output based on the current flashlight internal temperature to best protect the LED and internal components for safety and user comfort.

Battery Capacity Indicator

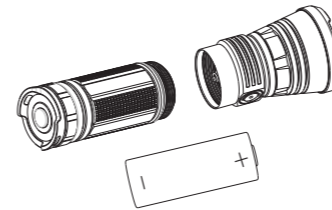
- When flashlight is initially turned on, the battery indicator light on the side switch will flash for 5 seconds then turn off.
- Green indicator: 70%-100% charge.
- Orange indicator: 30%-70% charge.
- Red indicator: less than 30% charge.

- When the power is less than 10%, the indicator light will illuminate.
- RED and then flicker to alert user that capacity is critical.
- Note:** The battery indicator status works only if you are using a 26650 Li-ion battery.

Battery Recharging

Micro-USB port for recharging the installed Li-ion battery.
Maximum recharging current 2000 mA.
26650 Li-ion battery recharging time is approx. 4 hours (with KLARUS charging cable and KLARUS 26650 Li-ion battery).

Battery Installation



Usage and Maintenance

- The flashlight's surface will increase in temperature during use, especially during periods of higher lumen output. The maximum safe operating surface temperature of the flashlight is 60°C /140°F.
- Please fully charge battery before initial use. Included battery is charged to less than 50% as a safety measure and will not power the flashlight at full specification without charging.
- To maintain waterproof condition, please lubricate the O-ring with a silicone based O-ring lubricant and replace worn O-rings as needed. (The lubricant can be found in the plumbing section in most hardware stores, check with the store that it is silicone based).
- Do not shine light directly into eyes.
- Remove batteries when stored for extended periods.

Warranty

- KLARUS guarantees the flashlight against defects in material and workmanship. Flashlight products that are found to be defective under normal use within 5 years of the proof of purchase date will be repaired or replaced without charge.
- This warranty does not cover damage caused by accident, unreasonable use or product alteration. Failure to follow the general maintenance directions could result in damage to your flashlight that may not be covered by the KLARUS warranty.

Limited Lifetime Warranty

If problems develop after 5 years from the date of purchase, KLARUS will charge for parts only. The total repair fee will be assessed according to the cost of the replacement materials. If damage to the light is substantial, KLARUS will contact the customer via the dealer with a quote. The customer can then decide whether to proceed with the repairs or not. Freight will be paid by dealer or customer.

Warranty Procedure

- If this flashlight does not perform to the specification, the product will be repaired or replaced as described above.
- Please contact your original KLARUS dealer for replacement and repairs.
- If the warranty issue cannot be resolved by the dealer, please contact KLARUS at service@klaruslight.com for assistance. Please provide the following information to expedite the process:
1) List the serial number on the light.
2) Include a detailed description identifying the issue, accompanied by pictures or a short video demonstration if necessary.
3) Provide the name and store of the dealer you made the purchase from; and a copy of the proof of purchase.



Website



Facebook

KLARUS LIGHTING TECHNOLOGY CO., LIMITED

Address: 5/F, No.26 Building, Niulanqian Industrial Park, Longhua District, Shenzhen City, 518131, China.

Phone: +86-755-27700110

Email: info@klaruslight.com, sales@klaruslight.com

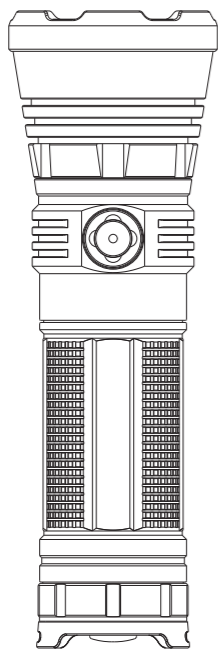
Customer Service: service@klaruslight.com

Website: www.klaruslight.com



Made in China

KLARUS®



G20L

双开关高亮远射直充手电
V2-2018.11.09

规格

- 使用XHP70.2 P2 LED, 寿命长达 50000小时。
- 电池: 1 x 26650 (禁止使用18650/CR123A/16340电池)。
- 工作电压: 2.5-5.0V
- 尺寸: 头直径49mm x 身直径34.5mm x 总长150mm。
- 净重: 168克 (不含电池)。
- 材料: 航天级铝合金6061-T6 +不锈钢, 并经过军工三级硬质阳极氧化处理。

ANSI/NEMA FL1	极亮	高亮	中亮	低亮	爆闪	SOS
亮度(LM)	3000	650	160	15	3000	160
续航时间(h)	0.75	4.5	19	150	1.5	51
光强度(cd)	22500	4900	1290	121		
射程(m)	300	140	72	22		
防水(m)	1					
防水级别	IPX8级防水 (水下2m)					

- 镜片: 钢化玻璃镜片, 镀AR膜, 防刮耐磨。
- 光杯类型: 微曲面光杯。
- 颜色: 黑色。
- 开关: 尾按+侧按。
- 配件: 手绳, O圈, 26650电池, USB线, 布套。

本产品禁止使用18650电池, 否则可能引起爆炸, 后果自负。

备注: 以上参数是按照国际手电筒测量标准ANSI/NEMA FL1所述之方法测量所得, 所使用电池为1节5000mAh 26650电池, 实际数据可能会随着不同电池或使用环境而产生影响。KLARUS是美国手电筒行业协会 (PLATO) 的成员, 参与制定和优化ANSI/NEMA FL1手电筒标准, 产品测试数据标准科学。
为了提升手电使用效率, 建议使用KLARUS凯瑞兹高可靠、高性能的电池和充电器。

操作说明

双开关独立操作: 尾部 and 侧按开关均可独立开关、调档。

开关机: 任意开关单击开机, 点亮状态下长按1S关机。

调档: 开机状态下, 单击调档, 低、中、高、极亮循环。

记忆功能: 侧按开关有记忆功能, 记忆当前长亮档位; 下次开机进入记忆档位; 闪烁无记忆功能; 尾部开关开机无记忆。

爆闪/SOS: 按键未锁定时任何状态下快速双击进入爆闪, 单击返回原状态, 在爆闪模式下快速双击进入SOS, 单击退回进入闪烁前状态。

一键高亮: 尾部开关和侧按开关长按进入最高亮, 松手返回原状态。

一键低亮: 关机状态下, 尾部开关开机进入最低亮。

锁定功能: 在未锁定的状态下, 前后开关同时按下两秒钟锁定, 快速单击任意开关三次解锁 (锁定和解锁时主灯闪烁两次, 提示已锁定或解锁)。锁定状态下单击任意开关, 侧按开关指示灯会闪烁三次, 提示按键在锁定状态。

温控系统

智能温控系统, 在最高亮时智能温控系统会根据手电筒的温度来调节手电亮度, 最大限度的保护LED及内部元器件, 更可靠安全。

电量指示

开机后侧按键指示灯显示5秒, 5秒后关闭。
绿色, 表示剩余电量70%-100%

橙色, 表示剩余电量30%-70%

红色, 表示剩余30%以下。

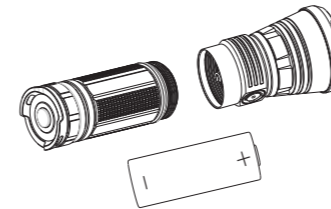
电量在低于10%时指示灯红灯闪烁, 主灯每隔3分钟闪2次。

注: 此电量指示功能只针对26650锂离子电池。

充电功能

Micro-USB充电, 充电电流最大2000mA, 26650电池充电时间约4小时 (用KLARUS适配器充KLARUS 26650电池的情况下)。

电池安装



使用及维护

- 手电在使用过程中, 手电表面温度在60度以下属于正常情况, 请放心使用。
- 充电电池出厂时只有50%以下电量, 直接使用不能达到最高亮度和正常续航时间, 首次使用请将电池充满。
- 为达到最佳防水性能, 请定期检查防水O圈的完整性, 并适量涂抹润滑硅脂于防水O圈上以延长其使用寿命。如O圈损坏, 请及时更换原厂O圈以确保您所使用的产品的优异防水性能。
- 请勿将手电筒的光线直接照射人类或动物的眼睛。
- 长时间不使用手电筒时, 请将电池取出, 并妥善存放。

保修

- 15天保换期: 自售出之日起15天内, 在正常使用情况下, 出现产品质量问题, 客户可选择更换新品或维修服务, 要求更换时, 所换产品应为返修产品同型号同规格的新品; 如同型号同规格的产品停止生产时, 则调换不低于原产品性能的同品牌产品。
- 5年免费保换期: 自售出之日起5年内, 用户在正常使用情况下, 出现产品质量问题, 可享受免费维修服务。
- 终身有限保修: 超过5年免费保换期外, 提供有偿保修, 费用以实际更换材料费用为准, 不另收取人工费。



关注微信



进入官网



京东购买



淘宝购买

深圳市凯瑞兹电子科技有限公司

地址: 深圳市龙华新区民治牛栏前工业区26栋5楼

邮编: 518131

电话: 0755-27700110

邮箱: info@klaruslight.com, sales@klaruslight.com

售后: service@klaruslight.com

网站: www.klaruslight.cn



Made in China